



Total Words

By Achieve Psychology for Learning



Aspiring Readers

At Home

Reading Workbook

Activities

1. Books I Have Read
2. Reading Like a Teacher
3. What Do You Think of My Pictures?
4. Find the Phonics
5. Ten-Turn-Tally
6. Sentence Search
7. Word Lists: Guess How Many Words....?
8. Three Minute Spelling Challenge
9. I Got Inspired
10. Invent the Game

1. Books That I Have Read

Book Title	How Many Words in the Book	Who I Read it to	How Many Words I Have Read
		1. 2. 3.	
		1. 2. 3.	
		1. 2. 3.	
		1. 2. 3.	
		1. 2. 3.	

2. Reading Like a Teacher

The 100% Accuracy Challenge

We want you to make a video of you reading.

1. We want you to choose at least one book and read it like a teacher – that means reading it fluently, making it sound interesting, not reading it too fast, looking up at your audience from time to time as you read it.
2. Read it like a teacher. Make a video of you reading the book clearly and confidently, just like a teacher. Decide who you are going to send your video to and ask them what they think about your reading.

For example, you could say:

“This is the book that I’m going to read for you.”

e.g. *I’m going to find a dinosaur.*

“What did you think of my reading?”



What did they say?

e.g. Nana said:



"That was amazing!"



_____ said:

_____ said:


_____ said:


3. What Do You Think of My Pictures?


We have drawn three picture frames. We want you to draw three pictures, one picture to go inside each frame. Draw your pictures to show three things that happened in one of the books that you have read on the order that the things happened in the book.

Three pictures that are in sequence.









4. Find the Phonics

Phonics is all about the sounds that letters make. We want you to find examples of phonics in the books that you have read.

We have made a list of examples of the types of phonics that are in the words in our books.

Choose the types phonic sounds and blends from the list that you are going to find. You could choose to find 3 or 5 or even all ten. You can choose.

The we want you to tell us the word that you found with an example of the type of phonics and the page you have found them.



Name of the phonics feature	Example
CVC word: a consonant – vowel – consonant	jam
Consonant: a letter that is not a vowel	'k', 'd' 's' and lots more
Vowel: the letters a-e-i-o-u	at, in,
'y' that makes it's own sound sometimes	ready
A consonant blend: two consonants that make a single sound	'tr' as in triangle or 'ch' as in cheese, 'ld' as in cold
A vowel-consonant blend	'ar' as in garden
A vowel digraph: 2 vowels that make a single sound	'ea' as in tea, or 'oa' as in toast
A split digraph: a vowel-consonant-vowel combination that makes a single sound	'ake' as in bake, or 'ace' as in space.
Three-letter combinations that make a single sound	'ing' and in going or 'ang' as in triangle.
Four letter combinations that make a single sound	'tion' as in station, or 'cial' as in special.

I Found These Phonics...

The Phonics Feature:	In the Word...	On Page...
<i>Example: consonant 't'</i>	Told	1
1.		
2.		
3.		
4.		
5.		
6.		
7.		
8.		
9.		
10.		

5. Ten-Turn-Tally

This game is a game that is about luck and skill... and counting, and reading words.

You will need dice to play and the books that you have read.

You are going to roll the die. You can have ten turns.

Every time you roll the die, you have to find a word with the same number of letters in it that show on the die when you roll it.


For example, if you throw a number 3, you have to find a word with three letters in it and say it correctly.

That sounds too easy, so when you throw a number 6, you can say and find any word that has 6 or more letters in it.

Hope you get a lot of sixes.

Write the number of letters in each word and tally then up after ten turns.

After 10 turns, add up the total number of letters that have been in your ten words.



My Ten-Turn-Tally...

The Phonics Feature:	In the Word...	On Page...
1.		
2.		
3.		
4.		
5.		
6.		
7.		
8.		
9.		
10.		
My Turn Tally:		


6. Sentence Search

What can you see in sentences?

We have made a list of grammar and punctuation that can be used in sentences.

We want you to search sentences and find examples of the types of grammar and punctuation. Tell us what page you found them on.

And then we're going to ask you to tell us your favourite sentence in the book.



Sentence Search...

I Searched and Found:	On Page...
1. A question mark	
2. Three fullstops	
3. Two capital letters in one sentence	
4. The shortest sentence in the book	
5. An apostrophe (like the ones in I'm or don't)	
6. The longest sentence in the book	
7. A sentence with comma	
8. A sentence with quotation marks	
9. A sentence with a connective word like 'and' or 'so'	
10. More than 4 capital letters	

My favourite sentence is:.....

.....

7. Word Lists


Guess how many words in the word lists I can read now?

This is a simple challenge.

We want to know how many words you can read from the word lists in each pre-teach booklet.

You might know them all, but if you don't, take more practices and see how many you can read after two or three practices.

Ask someone in your family to guess how many they think you will read.



How Many Word List Words Can I Read?

Book Title	Who Gussed? How Many Words did they guess you would read?	How Many words can you read? Practice 1	How Many Words can you read? Practice 2

8. Three Minute Spelling Challenge

Choose 8-10 words from the book you've read. You will need someone to help you in this activity.

Choose who is going to help you. Get them to write them on the list on the next page, making sure that each word is spelt correctly.

Ask them to say the words one at a time. We want to see how many you can spell correctly in **3 minutes**.

This is your first practice.

Practice to learn more words. The person who is helping you is going to ask you to write the words again but they will only do this when you choose.

The thing is though, they won't say the words in the same order, but they will make sure that they say them all in 3 minutes. We want to see how many words you can spell in 3 minutes.



How Many Words Can I Spell in Three Minutes?

My Spelling List	Practice 1	Practice 2	Practice 3
1.			
2.			
3.			
4.			
5.			
6.			
7.			
8.			
9.			
10.			
Total Number of Correct Words			

9. I Got Inspired: Creative Projects

Get inspired and choose a project. You decide what you want to do and how you're going to do it. When you've done it, share and then record what people said about your project.

Here are some ideas...

- I dressed up as ...
- I took photos of ...
- I planted a ...
- I painted a ...
- I made a model of ...
- I told my sister all about ...



So This is What I Did!



I showed it to

<i>Example: I showed my brother Lucas</i>	<i>He said: I want to try!</i>

10. Invent the Game

We have given you the outline for board game. The only thing that we haven't given you is the actual game itself. Well and to be honest, we haven't given you the dice or the counters or the cards ... we haven't given you much really.


So what we want you to do is **invent your own game**.



Some ideas are:

- You could write a word on each card in the four colours, put them in piles and then depending on what colour you land on as you go around the board game, you would pick a word in that colour and say it;
- You could make it a grammar game and write punctuation marks on each card and when you land on a colour you have to find an example of that punctuation;
- You could make it a spelling game...

The ideas are yours. You can invent any game you want. This is a big challenge, so ask somebody to help you.

Good luck!





Nice Work!

