



Total Words

By Achieve Psychology For Learning

Pre-Teach

Sentence Study Activities



■ Challenge Readers: 100 - 250 Total Words

In the Garden

1. Here's The Watering Can




5. Find the sentences and fill in the gaps:

1. "That's a lot of water on the _____."
2. "Plants need water so they can make their food in their _____."
3. "Why do plants need water _____?"
4. "Their _____ grow down into the soil. Water in the soil goes into the plants _____ their roots."

6. Matching sentences and pictures:

1. "Can you water the garden with me?"
2. "We need to water the broccoli."
3. I watered the strawberries.
4. "Well," said Auntie, "plants need water to help them stand up."
5. "The best thing is that water makes fruit and vegetables juicy."

Matching sentences and pictures: (continued)



7. What happens next? Find the next sentence:

1. "They do get their own water," said Auntie.

Next Sentence: _____

2. "Here's the watering can. We need to water the roses," she said.

Next Sentence: _____

3. "Do you want a juicy strawberry?" Auntie asked.

Next Sentence: _____

2. It's An Allotment Day




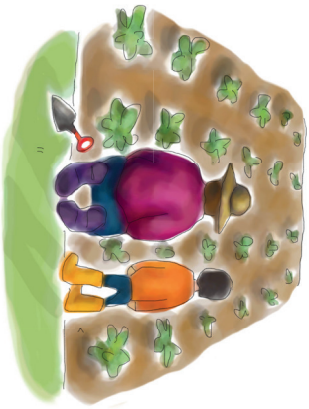
5. Find the sentences and fill in the gaps:

1. "Now that sounds like _____," I said.
2. "It's Tuesday. We have to _____ the sunflowers and pull out all the _____."
3. "It's Sunday. We have to pick the sunflowers, _____ about the weeds, pick the _____, cut a lettuce, pull up the _____ and pick the peas.
4. " _____," I said.

6. Matching sentences and pictures:

1. "It's Monday. We have to water the sunflowers."
2. "Is it?" I said. "Is it an allotment day again?"
3. "It's an allotment day," said Granddad. "It's Friday."
4. "O man. Allotment, allotment. Every day is an allotment day."
5. "Then we can come home and have fresh vegetables for dinner."

Matching sentences and pictures: (c)



7. What happens next? Find the next sentence:

1. "Do we?" I asked.

Next Sentence: _____

2. "It's Wednesday."

Next Sentence: _____

3. "Is it?" I said. "Is it an allotment day again?"

Next Sentence: _____

4. "We have to water the sunflowers, pull out the weeds, water the tomato plants and hoe between the rows of lettuces."

Next Sentence: _____

3. Look, I Found a Worm

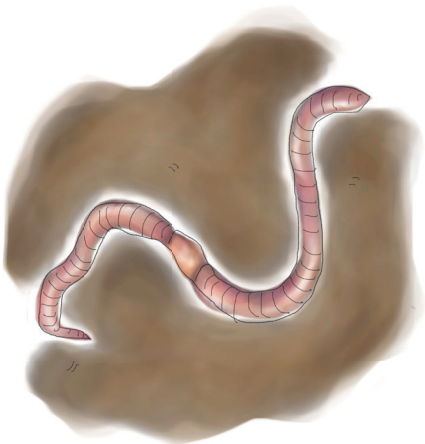
5. Find the sentences and fill in the gaps:

1. "It will be burrowing _____ the ground."
2. Be careful with it. We want lots of them in our _____.
3. "It's squiggly on my _____."
4. "Worms can eat old _____ and turn them into fertiliser for plants."

6. Matching sentences and pictures:

1. "Look," I said. "I found a worm."
2. She was weeding between the rows of peas.
3. "Why do we want lots of worms in the garden?"
4. "Worm poo is really good for the garden. It's called worm casts."
5. "They make little tunnels under the ground so that air and water can get to the roots of our plants."

Matching sentences and pictures: (continued)



7. What happens next? Find the next sentence:

1. "Where did my worm go?"

Next Sentence: _____

2. "That's another thing that makes worms good for our garden."

Next Sentence: _____

3. "EWWW!" I said and dropped the worm.

Next Sentence: _____

4. "Why do we want lots of worms in the garden?"

Next Sentence: _____

4. Now What Happens?

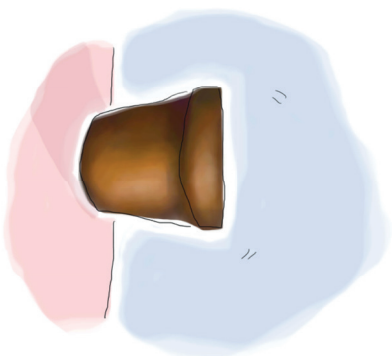
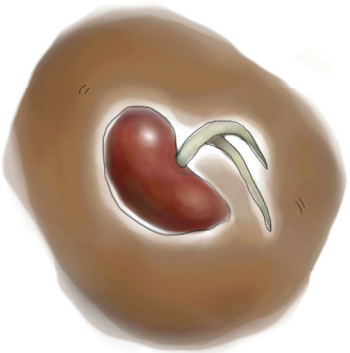

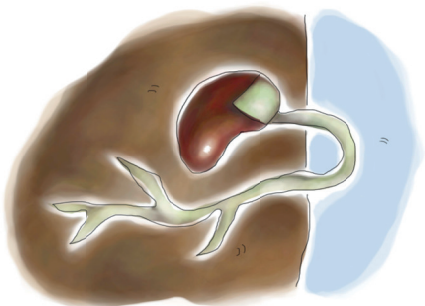

5. Find the sentences and fill in the gaps:

1. But we have to cover the bean with _____ and give it some _____.
2. A bean is a _____.
3. Then we made a hole in the soil and _____ the bean.
4. "It is growing a _____ down into the soil."

6. Matching sentences and pictures:

1. We had planted a bean.
2. "Now what happens?" I asked. "We wait."
3. "The bean is growing in the soil," said my Mum.
4. On Friday I was still waiting when...I saw a little white bump on the top of the soil.
5. "That is the stem of the new bean plant."

Matching sentences and pictures: (continued)



7. What happens next? Find the next sentence:

1. "What is happening?" I asked.

Next Sentence: _____

2. "Soon it will grow a shoot up towards the sunlight."

Next Sentence: _____

3. "It has germinated."

Next Sentence: _____

5. Who Wants to Help Make The Garden?


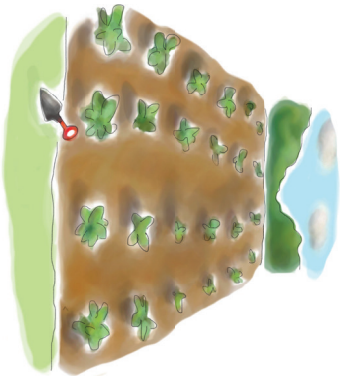
5. Find the sentences and fill in the gaps:

1. "Who wants to help make the garden?" my _____ asked.
2. "Put your _____ up if you want to help."
3. "Who wants to measure _____
_____ know where to _____ the seeds?"
_____ rows in the garden so we
4. "Who wants to sow a _____ of peas in our _____."

6. Matching sentences and pictures:

1. "Who wants to dig the soil with a spade?"
2. "Who wants to dig the garden with a fork?"
3. "Who wants to rake the soil smooth?"
4. "Who wants to put the seeds along the straight rows?"
5. "Who wants to get their hands mucky?"

Matching sentences and pictures: (continued)



7. What happens next? Find the next sentence:

1. "Who wants to get their hands mucky?"

Next Sentence:

2. Nobody put their hands up.

Next Sentence:

3. "Put your hand up if you want to dig the garden with a fork."

Next Sentence:
