



**Total Words**

By Achieve Psychology For Learning

# Pre-Teach

## Sentence Study Activities



■ Challenge Readers: 100 - 250 Total Words

# Shapes

# 1. Haircut




## 5. Find the sentences and fill in the gaps:

1. "Yes, as a \_\_\_\_\_ of \_\_\_\_\_. I'd like a curly spiral as well."
2. I want a triangle," I \_\_\_\_\_ to him.
3. "Right young man, what would you like \_\_\_\_\_?"
4. My mum said I could \_\_\_\_\_ any style I wanted.

## 6. Matching sentences and pictures:

1. "No, make that four circles."
2. "I want a triangle," I said to him.
3. "And a rectangle," I said.
4. So the barber took his shears and he whizzed and snipped, he shaved and he buzzed and then he brushed off all the hair.

# Matching sentences and pictures: (continued)



## 7. What happens next? Find the next sentence:

1. I needed a haircut.

Next Sentence: \_\_\_\_\_

2. "Yes," I said, but then I changed my mind.

Next Sentence: \_\_\_\_\_

3. "Yes, as a matter of fact.

Next Sentence

**2. Hurry up and Eat  
the Pizza**

## 5. Find the sentences and fill in the gaps


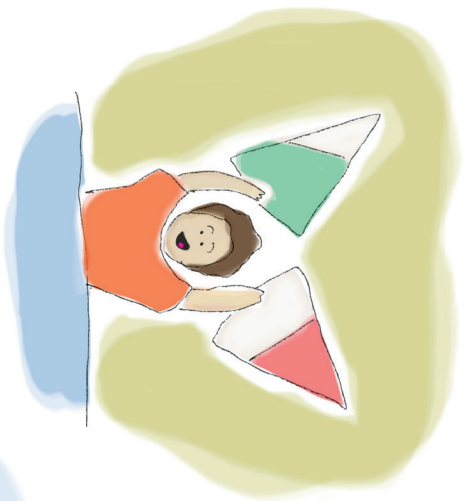

1. "Those are good triangle wings," said my \_\_\_\_\_. "Has the jet \_\_\_\_\_ got wheels?"
2. "And a \_\_\_\_\_ with a happy face," said my sister.
3. "\_\_\_\_\_ up and eat the pizza," I said.
4. "Now I have a jet plane with \_\_\_\_\_ wings, a triangle tail, \_\_\_\_\_ wheels and a rectangle engine with two square \_\_\_\_\_ windows.



## 6. Matching sentences and pictures:

1. "I am making a rectangle engine. And look, I'm making two square windows for the pilot to see out of."
2. "I'm going to make two wheels. My jet plane has got two circle wheels."
3. "Hurry up and eat the pizza," I said. "I want the box. I'm going to make a jet plane."
4. "I'm going to make wings. See," I said, "I am making two triangle wings."

# Matching sentences and pictures: (continued)



## 7. What happens next? Find the next sentence:

1. "Hurry up and eat the pizza," I said.

**Next Sentence:** \_\_\_\_\_

2. "Those are good circle wheels," said my sister.

**Next Sentence:** \_\_\_\_\_

3. "I'll show you," I said.

**Next Sentence:** \_\_\_\_\_

4. "Look, three triangles."

**Next Sentence:** \_\_\_\_\_

# 3. Our Gingerbread House

## 5. Find the sentences and fill in the gaps:

1. "Let's just \_\_\_\_\_ it as our gingerbread house."
2. Then we drew \_\_\_\_\_ windows with icing, and a \_\_\_\_\_ door with a little circle door handle.
3. "Can we \_\_\_\_\_ a gingerbread house?" asked my sister.
4. "Now it's time to put our gingerbread house \_\_\_\_\_."





## 6. Matching sentences and pictures:

1. We watched the Great British Bake Off. That gave us an idea.
2. “We need triangles for the roof,” Dad said.
3. We stuck it together with sticky toffee.
4. We made four squares.
5. “We need rectangles for the roof as well,” my sister said.

Copy this page

Total Words®  
By Achieve Psychology For Learning

# Matching sentences and pictures: (continued)



## 7. What happens next? Find the next sentence

1. "Can we make a gingerbread house?" asked my sister.

**Next Sentence:** \_\_\_\_\_

2. "We need triangles for the roof," Dad said.

**Next Sentence:** \_\_\_\_\_

3. "We need gingerbread squares for the walls," he said.

**Next Sentence:** \_\_\_\_\_

4. "Can we make a chimney?" I asked.

**Next Sentence:** \_\_\_\_\_



**4. I Don't Like  
Cheese Sandwiches!**

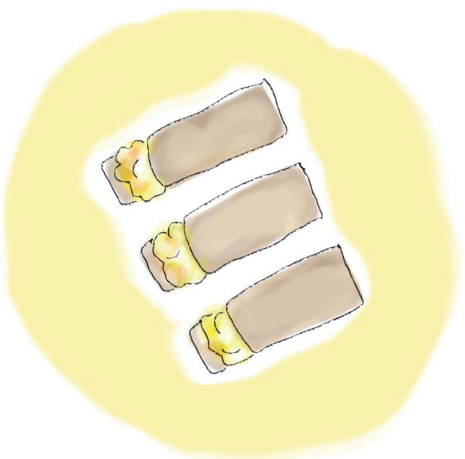



## 5. Find the sentences and fill in the gaps:

1. "I don't \_\_\_\_\_ ham sandwiches," I told my Mum.
2. I liked those \_\_\_\_\_ cheese sandwiches.
3. I like \_\_\_\_\_ jam sandwiches.
4. I like \_\_\_\_\_ egg sandwiches.

## 6. Matching sentences and pictures:

1. I like rectangle egg sandwiches.
2. I like triangle jam sandwiches.
3. I like circle cheese sandwiches.
4. I like diamond shaped ham sandwiches.

**Matching sentences and pictures: (continued)**



## 7. What happens next? Find the next sentence:

1. "You might like these ones. They are special triangle ones," said Mum.

**Next Sentence:** \_\_\_\_\_

2. "I don't like cheese sandwiches," I told my Mum.

**Next Sentence:** \_\_\_\_\_

3. "They are special rectangle ones," said Mum.

**Next Sentence:** \_\_\_\_\_

**5. It's Lunchtime!**

## 5. Find the sentences and fill in the gaps:

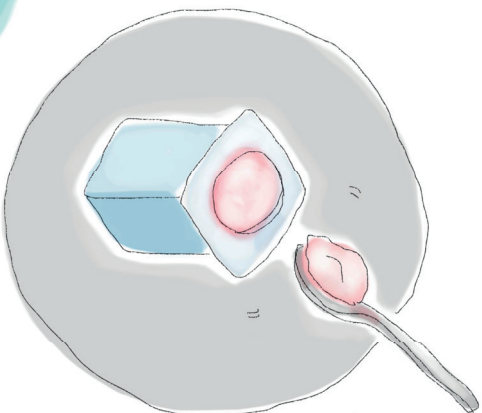

1. I'm going to have \_\_\_\_\_ yoghurt.
2. I'm going to have a piece of \_\_\_\_\_.
3. The yoghurt goes in my little \_\_\_\_\_.
4. I put a spoon and knife and fork in the \_\_\_\_\_.

## 6. Matching sentences and pictures:

1. Now all of my lunch tray is full.
2. My semi-circle is full of lasagne, broccoli and carrots.
3. My lunch tray has a semi-circle, a little circle, a rectangle and a square.
4. The yoghurt goes in my little circle.



# Matching sentences and pictures: (continued)



## 7. What happens next? Find the next sentence:

1. I'm going to have a piece of apple.

**Next Sentence:** \_\_\_\_\_

2. I'm going to have some yoghurt.

**Next Sentence:** \_\_\_\_\_

3. Now all of my lunch tray is full.

**Next Sentence:** \_